



Services Price List Overview

as of 1/2024

ITEM (EACH)	TREATMENT PRICE
Living Room	
Accent Pillows	\$29
Ottoman:	\$49
• Small	\$69
• Standard	\$89
• Oversized	
Occasional Chair: Standard Oversized	\$149 \$179
Sofa: Standard Oversized	\$395 \$495
Sectional Sofas	Quoted per job
Loveseat Standard Oversized	\$249 \$349
Area Rug 2'x4'	\$39
Area Rug 3'x5'	\$49
Area Rug 4'x6'	\$59
Area Rug 5'x7'	\$89
Area Rug 6'x9'	\$129
Area Rug 8'x10'	\$189
Area Rug 9'x12'	\$249
Area Rug 10'x14'	\$289
Area Rug 12'x12'	\$289
Dining Room	
Dining Chair/Stool (Seat Only)	\$29
Dining Chair/Stool (Seat and Back)	\$49
Dining Chair/Stool (Fully Upholstered)	\$79
Bench Cushions	Quoted per job

**Serving the Lowcountry
for over 40 years!**

ITEM (EACH)	TREATMENT PRICE
Bedroom	
Bed Cover (Single/Twin)	\$129
Bed Cover (Double/Full)	\$149
Bed Cover (Queen/King)	\$179
Headboards (Single/Twin)	\$119
Headboards (Double/Full)	\$129
Headboards (Queen/King)	\$149
Fully Upholstered Bed (Single/Twin)	\$189
Fully Upholstered Bed (Double/Full)	\$209
Fully Upholstered Bed (Queen/King)	\$229
Outdoors	
Outdoor Seat Cushions (Large)	\$49
Carpet/Sisal/Seagrass	Quoted per job



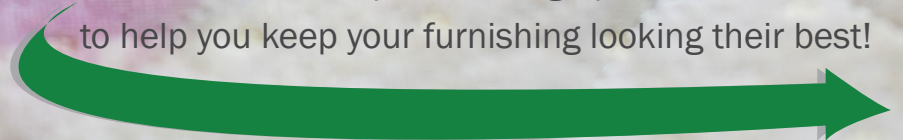
Peter Allen
Vice President of Operations
FiberGuard Plus!
 470-808-1964
 peter.allen@fibergard.com
 www.fibergard.com



SUPERIOR FABRIC PROTECTION
 FOR FABRICS, RUGS, CARPETS,
 MATTRESSES AND MORE!



Just follow the spot cleaning tips outlined inside
 to help you keep your furnishing looking their best!



By having your new items protected from the start, you have taken the first step in preserving your investment. Our protective solution is colorless, odorless, and does not change the feel of the fibers nor does it stain anything in your home! It contains no water, so shrinkage is not a problem. Spots are easy to clean. Your investment will keep looking new longer – 60% longer with proper maintenance! Your newly protected fabric will now resist both water and oil-based stains.

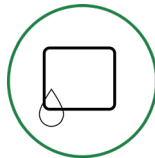


Preventive Maintenance


Now that it's protected, it's easy to keep it clean, fresh, and looking like new. Regular care on your part is must!



Vacuum. This is the most important step. It releases unseen soil and fibers last longer.



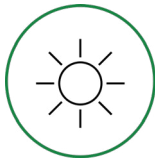
Damp dust arms, headrests, base of furniture, and fronts of bottom cushions.



Rotate cushions for even wear.



Do your best to keep it stain free - Don't eat on the sofa; keep pets off your furniture, etc.



Avoid direct morning and evening sunlight. It will fade colors on your fabrics.



Have a professional cleaner come in periodically. You'll be amazed how well it cleans up!

Spot Cleaning Tips

There are important factors to consider **BEFORE** attempting to remove spots and spills from your fabrics and floor coverings. These simple steps will greatly increase your ability to remove the spot or stain:

- If it is a solid or semi-solid substance, use a **vacuum** cleaner attachment to **lift it out**. If that is not possible, use a spatula, spoon, or knife to remove it. **Do not rub** it deeper into the fibers of your fabric.

- To clean the spot or stain:

1. Put a few drops of the **FiberGard Plus! "W"** on a clean, white terry-cloth towel, **NOT DIRECTLY ON THE SPOT**.
2. Working from the outside inward, gently lift the spot up - **DO NOT RUB!**
3. Repeat this process using a clean part of the towel until the spot has been transferred. **DO NOT GET THE SPOT TOO DAMP** (with water or **FiberGard Plus! "W"**).
4. Blot dry and repeat steps 1-3, if necessary.
5. To avoid rings, slightly dampen a towel with a "pea sized" amount of **FiberGard Plus! "W"**. Feather lightly around the edges of the ring. Dry quickly with a hair dryer on the coolest setting or use an electric fan.

- **Remember, nothing will stop strong acids, dyes, and bleaches from permanent staining!**

- If you are still having issues, please email us at peter.allen@fibergard.com or call **470-808-1964**.

